



Supporto BW6

BW6 bracket



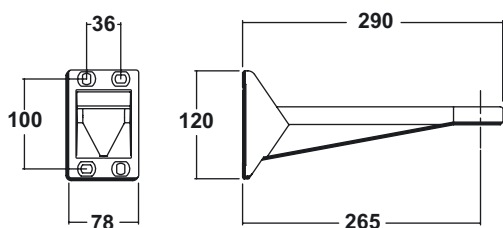
SUPPORTO A PARETE PER CUSTODIE

Supporto per l'installazione a parete di custodie per telecamere TVCC. Il supporto BW6 è realizzato in alluminio pressofuso verniciato con polveri poliestere ed è disponibile di serie nei colori bianco RAL9002 o nero RAL9005 (opaco). Viene abbinato agli snodi HB o H6, anch'essi disponibili nei colori bianco o nero.

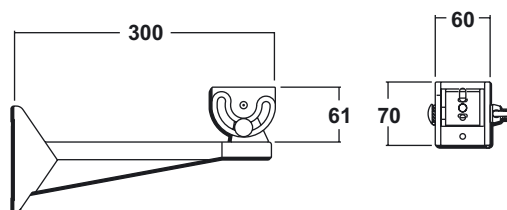
WALL MOUNT BRACKET FOR HOUSINGS

Bracket for wall mounting CCTV camera housings. The BW6 bracket is made of die-cast aluminium with polyester powder coating and is available in standard white RAL9002 or black RAL9005 (mat). It can be combined with HB or H6 swivel heads, which are also available in white or black.

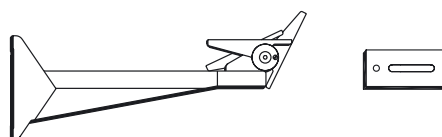
BW6



BW6+HB



BW6+H6



	BW6	HB	H6
Peso (Kg)	0,54	0,20	0,13
Weight (Kg)	0,54	0,20	0,13

Le dimensioni sono espresse in mm.
All dimensions in mm.